































Food Adjectives Glossary				
<p>Round</p> 	<p>Crunchy</p> 	<p>Salty</p> 	<p>Pungent</p> 	<p>Greasy</p> 
<p>Long</p> 	<p>Triangle</p> 	<p>Sweet</p> 	<p>Cold</p> 	<p>Moist</p> 
<p>Small</p> 	<p>Bumpy</p> 	<p>Bland</p> 	<p>Hot</p> 	<p>Dry</p> 
<p>Irregular</p> 	<p>Oily</p> 	<p>Spicy</p> 	<p>Bitter</p> 	<p>Fuzzy</p> 
<p>Big</p> 	<p>Pointy</p> 	<p>Sour</p> 	<p>Smooth</p> 	<p>Sticky</p> 
<p>Square</p> 	<p>Minty</p> 	<p>Umami</p> 	<p>Oval</p> 	<p>Hard</p> 



Name: _____ Class: _____ Date: _____

Observation and Inference Chart

Directions: Use the sentences frames below to complete the rest of the table for each station.

	Observation	Inference
Example sentence frames:	_____ smell/smells _____ (<i>pungent, strong, citrusy</i>). This food smells _____. It reminds me of _____. It makes me feel _____.	I think this is _____ because _____. I think this is _____ or _____ because _____.
Station 1		
Station 2		
Station 3		
Station 4		
Station 5		