

Unit 3 Social Studies Vocabulary

Words and Pictures

Slides can be used in the following ways:


- *Projecting and teaching
- *Reviewing each day (show picture and students say word)
- *Labeling in home languages
- *Students enter into notebooks
- *Creating word walls
- *Picture word matching at tables
- *Partners quiz each other

Week 3

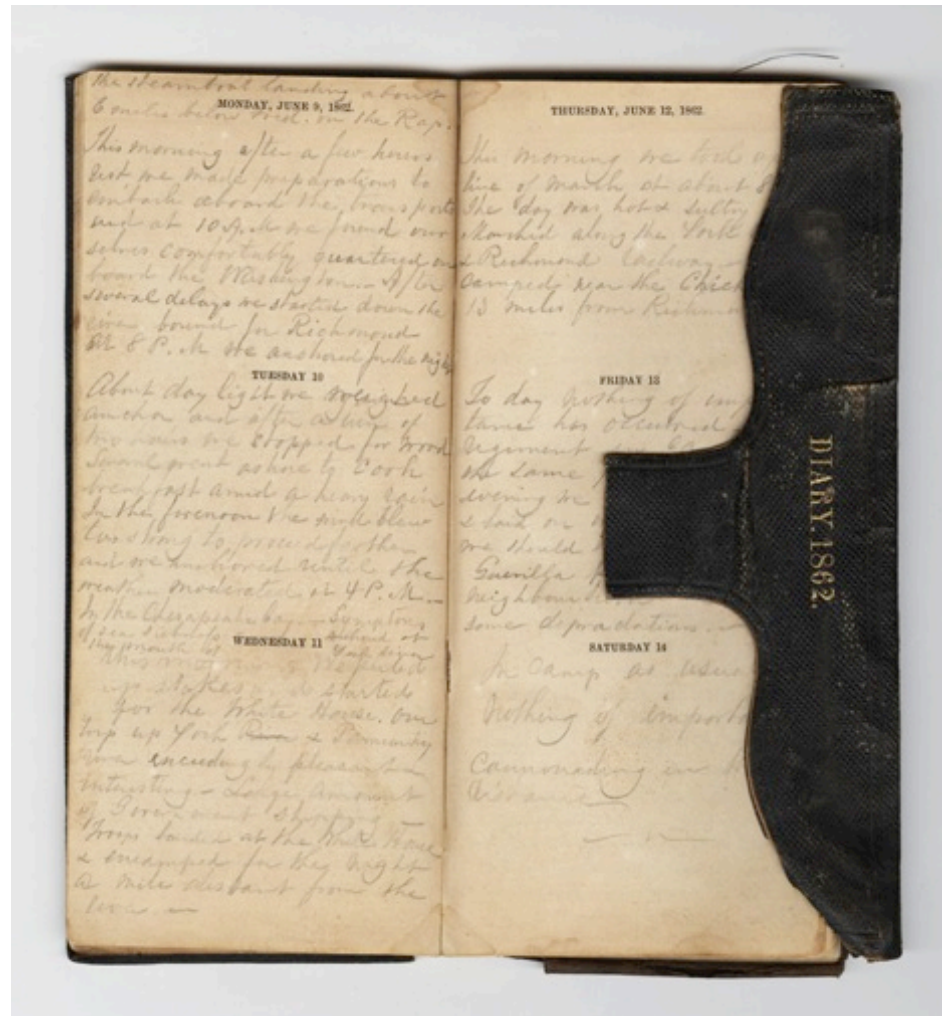
claim



point of view



diary



imagine




Image Credits

point of view: By Pete Souza, "Barack Obama guests on The View," via Wikimedia Commons; **diary:** By Penn State Special Collections, "Philip C. Shaffner and Robert H. Ward 1862 Civil War Diaries," via Flickr; **imagine:** By Caden Crawford, "Day 27/365 - Imagination," via Flickr


Week 3

claim

point of view

Three small images are arranged horizontally. Each image shows a person speaking, with a white speech bubble above their head. From left to right: a woman with blonde hair in a dark top, a woman with brown hair in a dark top, and a man in a dark suit and blue tie. The background of the images is a blue stage setting.

diary



imagine