

# Unit 3 Social Studies Vocabulary

Words and Pictures

# Slides can be used in the following ways:

- \*Projecting and teaching
- \*Reviewing each day (show picture and students say word)
- \*Labeling in home languages
- \*Students enter into notebooks
- \*Creating word walls
- \*Picture word matching at tables
- \*Partners quiz each other

Week 6

# draft




# revise



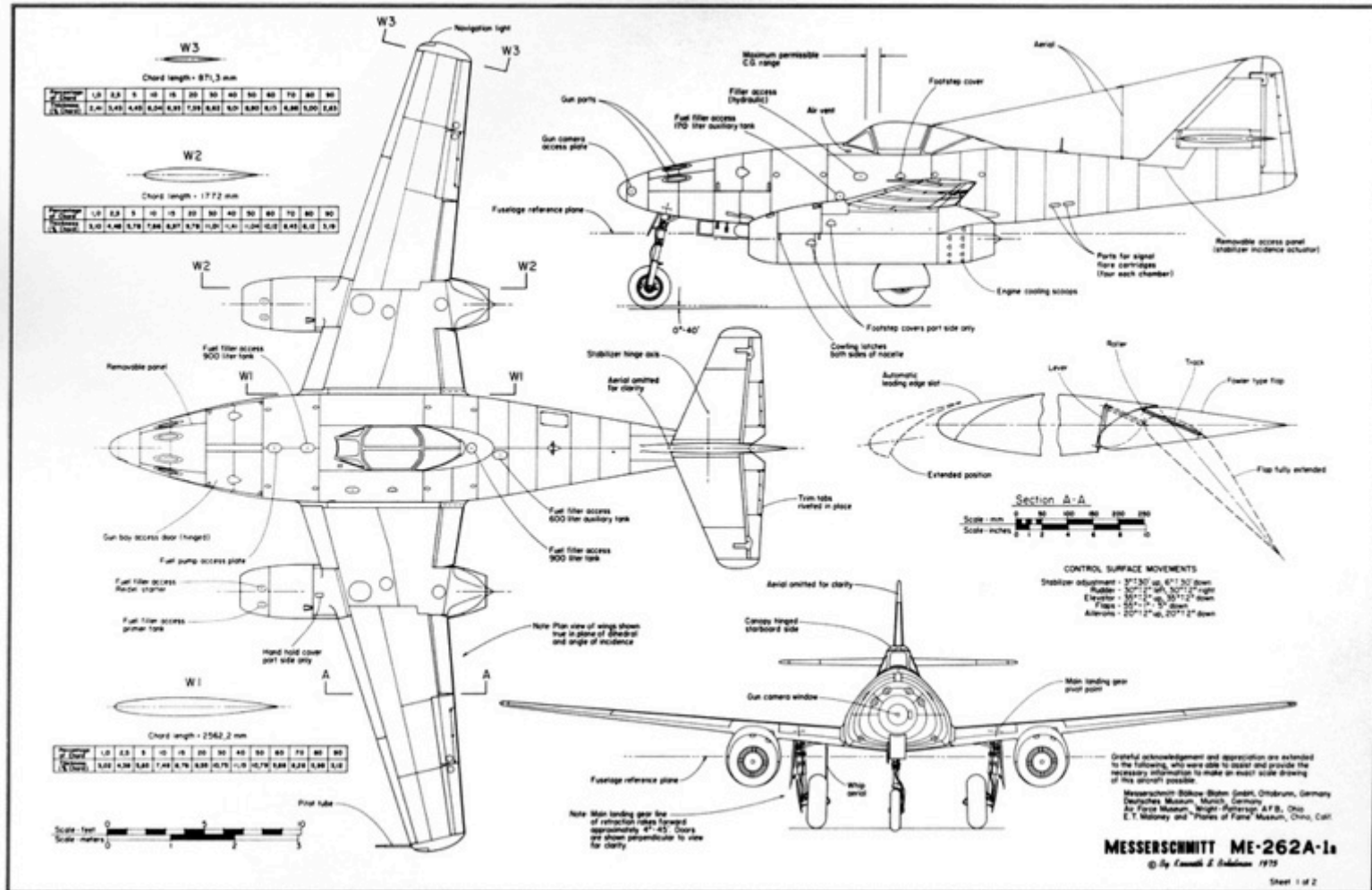
# negotiate



# expand



# precise





## Image Credits

**draft:** By Mandy Jouan, "Painting Prep work," via Flickr; **revise:** *edits:* By Nic McPhee, "I tend to scribble a lot," via Flickr, *girl:* By jim crossley, "Revision," via Flickr; **negotiate:** By reynernmedia, "Businessmen shaking hands," via Flickr; **expand:** *folded:* By The Living Room, "SOLD: Ethan Allen pine drop-leaf end table," via Flickr, *expanded:* By The Living Room, "SOLD: Ethan Allen drop-leaf end table," via Flickr; **precise:** By Joshua Seigler, "Messerschmitt blueprint," via Flickr

Week 6

---

---

---

---

---

---

---



---

---

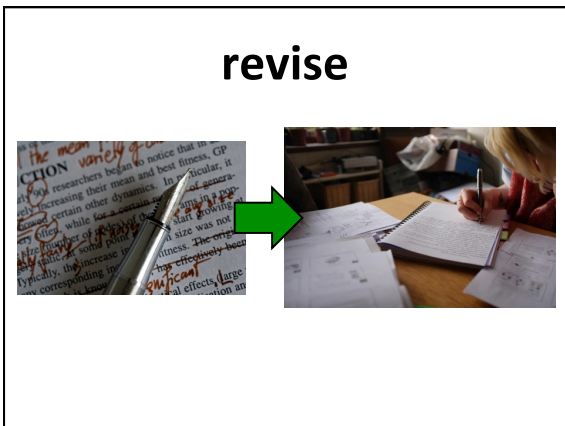
---

---

---

---

---



---

---

---

---

---

---

---

## negotiate



---

---

---

---

---

---

---

## expand



---

---

---

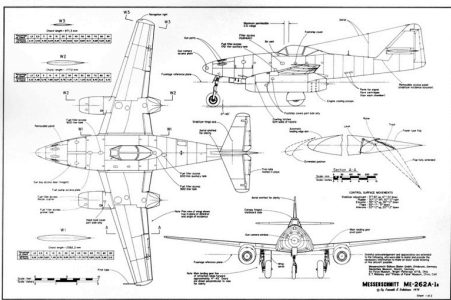
---

---

---

---

## precise



---

---

---

---

---

---

---